


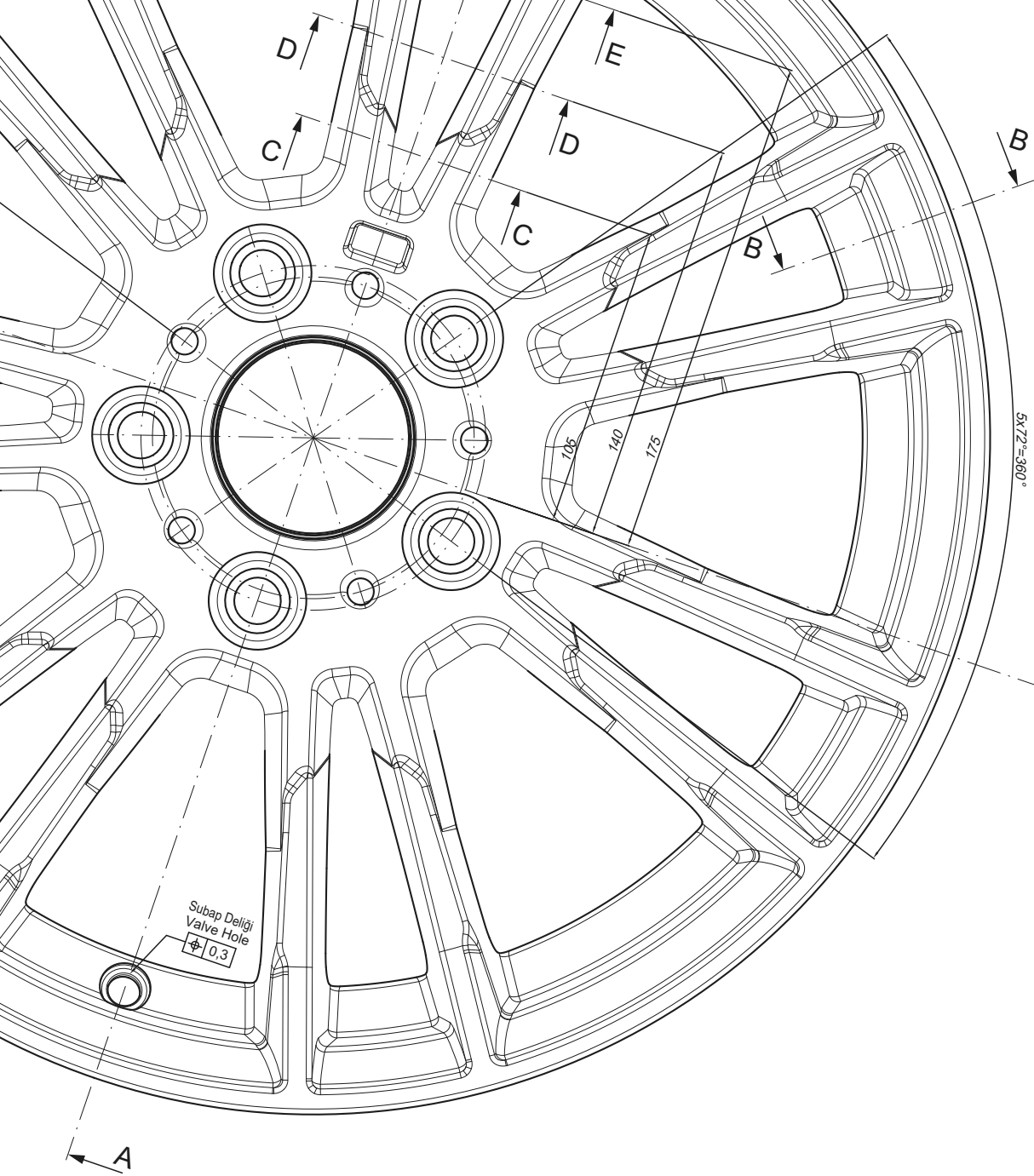
ELITE WHEELS

WHEELS COLLECTION | 02






ELITE WHEELS



Design



Paint/Finishing



Engineering




X-Ray



Foundry



Quality Tests



Machining



Logistic

ELIT WHEELS - TURKEY

is a registered trade mark of Elit Jant San.Tic. A.S. Our company is located in Manisa Industrial Zone on a 14000 m2 area. Thanks to its professional team with more than 30 years of experience in the sector, Elit Wheels continues to grow and always keep up with latest technology and make no compromises in respect of quality and its principles. Our wheels are produced by computer controlled low pressure casting machines using special aluminium alloy, fully conforming to international E.T.R.T.O (The European Tyre and Rim Technical Organization) standards. Elit Wheels produces custom design alloy wheels within the size range of 13" -20". All research and development, product design, product simulation activities and all production phases are carried out in our company by means of high technology support. Our premium quality wheels are the outcome of more than 30 different production processes and pass various tests carried out at test laboratories, meeting highest quality standards. Our production facility has KBA Quality Management System, TUV and ISO 9001:2015 Quality Certificate our wheels are currently being exported to Europe, Middle East and Asia.

ELIT WHEELS – TURKEY

EW è un marchio registrato di Elit Jant. La nostra azienda si trova a Manisa, zona industriale su un'area di 14.000 m2. Grazie al suo team di professionisti con oltre 30 anni di esperienza nel settore, Elit Wheels continua a crescere e a tenere il passo con le ultime tecnologie senza scendere a compromessi in termini di qualità e suoi principi. Le nostre ruote sono prodotte con macchine per colata a bassa pressione controllate da computer utilizzando speciali leghe di alluminio, pienamente conformi agli standard E.T.R.T.O. (organizzazione tecnica Europea per pneumatici e cerchi). Elit Wheels produce cerchi in lega dal design personalizzato con dimensioni comprese tra 13" e 20". Tutta la ricerca e lo sviluppo, la progettazione del prodotto, le attività di simulazione del prodotto e tutte le fasi di produzione sono svolte internamente alla nostra azienda tramite supporto di alta tecnologia. Le nostre ruote di alta qualità sono il risultato di oltre 30 diversi passaggi di produzione e di vari test effettuati presso i nostri laboratori interni, che soddisfano i più alti standard di qualità. Il nostro impianto di produzione dispone del sistema della qualità Kba, del Tuv e del certificato di qualità Iso 9001:2015. Le nostre ruote vengono attualmente esportate in Europa, Medio Oriente e Asia.

ELITE WHEELS SRL - ITALY

Elite wheels srl - Asti - Italy is the office of distribution and sales development in the EU and other countries, established and organized to give the best support to all customers. Asti is located in the N.W. of Italy, in one of the most important commercial areas of the Country and convenient to the logistics, transports, airports and ports. From our office in Italy and from its modern logistics warehouse, we can also supply fractioned shipments, in very short time , to all over Europe.

The office in Italy is directed by managers with over 30 years of experience and specific knowledge of the wheel sector in order to guarantee the best commercial service and technical efficiency.

















ELITE WHEELS SRL - ITALIA

Elite wheels srl - Asti – Italia è l'ufficio di distribuzione e sviluppo vendite in EU ed altri paesi, organizzato per dare il miglior supporto a tutti i clienti. Dal nostro ufficio in Italia e dal moderno magazzino logistico, possiamo fornire anche spedizioni frazionate, in tempi rapidi, su tutta Europa. L'ufficio è diretto da managers con oltre 30 anni di esperienza e specifica conoscenza del settore ruote e per questo garantiamo il miglior servizio commerciale e tecnico.

WHEELS COLLECTION | **02**



	DEDICATED TO ALFA ROMEO DRIVERS	pg. 08		DEDICATED TO FIAT DRIVERS	pg. 40
	DEDICATED TO AUDI DRIVERS	pg. 10		DEDICATED TO FORD DRIVERS	pg. 44
	DEDICATED TO BMW DRIVERS	pg. 18		DEDICATED TO RENAULT DRIVERS	pg. 46
	DEDICATED TO MERCEDES DRIVERS	pg. 24		DEDICATED TO DACIA DRIVERS	pg. 48
	DEDICATED TO RANGE ROVER DRIVERS	pg. 30		DEDICATED TO TOYOTA DRIVERS	pg. 50
	DEDICATED TO VOLKSWAGEN DRIVERS	pg. 34		UNIVERSAL WHEELS	pg. 54
	DEDICATED TO VOLVO DRIVERS	pg. 38		COMMERCIAL / CAMPER	pg. 64

EW24 - VELOCE



There is no commercial relationship with Alfa Romeo and its own trademarks that are lawfully represented here only for descriptive purposes.
Non esiste nessun rapporto commerciale con Alfa Romeo e i relativi marchi che sono rappresentati a puro scopo descrittivo.

EW24-VELOCE



BLP - Black Polished



BL - Glossy Black



PL - Glossy Palladium

PCD / SIZE	5x98	5x110
7,5x17"	ET (34)	ET (34)
8,0x18"	ET (33)	ET (33)
8,0x19"		ET (33)
9,0x19"		ET (33)
8,5x20"		ET (34)
8,5x21"		ET (33)

TPMS Ready | Original fit (O.E. cap and bolts can be compatible) | Run-Flat

Adatto a valvole TPMS | La ruota in alcuni attacchi utilizza cap e viti originali | Canale adatto a pneumatici di tipo Run-Flat

DEDICATED TO ALFA ROMEO DRIVERS

www.elitewheels.it

EW15 - LUSTER



There is no commercial relationship with AUDI and its own trademarks that are lawfully represented here only for descriptive purposes.
Non esiste nessun rapporto commerciale con AUDI e i relativi marchi che sono rappresentati a puro scopo descrittivo.

EW15-LUSTER



BLP - Black Polished



BL - Glossy Black

PCD / SIZE	5x100	5x108	5x110	5x112	5x114,3
7,5x17"	ET (36)	ET (38)		ET (36/45)	
8,0x18"	ET (38)			ET (31/45)	
8,0x19"		ET (45)	ET (32/38)	ET (35/42)	ET (45)

TPMS Ready | Original fit (O.E. cap and bolts can be compatible) | Run-Flat

Adatto a valvole TPMS | La ruota in alcuni attacchi utilizza cap e viti originali | Canale adatto a pneumatici di tipo Run-Flat

DEDICATED TO AUDI DRIVERS

www.elitewheels.it

EW16 - THOTH



There is no commercial relationship with AUDI and its own trademarks that are lawfully represented here only for descriptive purposes.
Non esiste nessun rapporto commerciale con AUDI e i relativi marchi che sono rappresentati a puro scopo descrittivo.

EW16-THOTH



BLP - Black Polished



BL - Glossy Black



MBR - Matt Bronze

PCD / SIZE	5x100	5x108	5x110	5x112	5x114,3
7,5x17"	ET (36)	ET (38)		ET (36/45)	
8,0x18"	ET (38)			ET (26/35/45)	
8,5x19"				ET (32/45)	
8,5x20"		ET (40)	ET (33)	ET (33/42)	ET (32/42)

TPMS Ready | Original fit (O.E. cap and bolts can be compatible) | Run-Flat

Adatto a valvole TPMS | La ruota in alcuni attacchi utilizza cap e viti originali | Canale adatto a pneumatici di tipo Run-Flat

DEDICATED TO AUDI DRIVERS

www.elitewheels.it

EW04 - MUST



There is no commercial relationship with Audi and its own trademarks that are lawfully represented here only for descriptive purposes.
Non esiste nessun rapporto commerciale con Audi e i relativi marchi che sono rappresentati a puro scopo descrittivo.

EW04-MUST



BLP - Black Polished



PLP - Palladium Polished



PL - Palladium

TPMS Ready | Original fit (O.E. cap and bolts can be compatible) | Run-Flat

Adatto a valvole TPMS | La ruota in alcuni attacchi utilizza cap e viti originali | Canale adatto a pneumatici di tipo Run-Flat

PCD / SIZE	5x100	5x112
7,5x17"	ET (35)	ET (35/45)
8,0x18"	ET (35)	ET (35/45)
8,5x19"		ET (32/45)
9,0x20"		ET (33/37)

DEDICATED TO AUDI DRIVERS

www.elitewheels.it

EW03 - STORM



There is no commercial relationship with Audi and its own trademarks that are lawfully represented here only for descriptive purposes.
Non esiste nessun rapporto commerciale con Audi e i relativi marchi che sono rappresentati a puro scopo descrittivo.

EW03-STORM



BLP - Black Polished



BLP - Black Polished



PL - Palladium

PCD / SIZE	4x100	4x108	5x100	5x108	5x112	5x114,3	5x120
7,5x17"			ET (34)	ET (42)	ET (35/45)	ET (35/45)	
8,0x18"			ET (35)	ET (42)	ET (35/45)	ET (42)	
7,5x18"	ET (38)	ET (18/25/38)	ET (35/45)	ET (35)	ET (25/35/42/45)	ET (40)	ET (38)

TPMS Ready | Original fit (O.E. cap and bolts can be compatible) | Run-Flat

Adatto a valvole TPMS | La ruota in alcuni attacchi utilizza cap e viti originali | Canale adatto a pneumatici di tipo Run-Flat

DEDICATED TO AUDI DRIVERS

www.elitewheels.it

EW17 - ASSOS



EW17-ASSOS



BLP - Black Polished

PCD / SIZE	5x112	5x120
8,0x18"	ET (30/43)	ET (30/43)
8,0x19"	ET (30/47)	
9,0x19"	ET (40)	



BL1 - Black With Lip Polished



Matte Palladium



Matte Bronze

TPMS Ready | Original fit (O.E. cap and bolts can be compatible) | Run-Flat

Adatto a valvole TPMS | La ruota in alcuni attacchi utilizza cap e viti originali | Canale adatto a pneumatici di tipo Run-Flat

DEDICATED TO BMW DRIVERS

www.elitewheels.it

EW10 - LIGHT



EW10-LIGHT



BLP - Black Polished



PCD / SIZE	5x112	5x120
8,0x18"	ET (30/45)	ET (34/43)
9,0x18"	ET (40/44)	ET (38/44)
8,5x19"	ET (30/45)	ET (38)
9,5x19"	ET (38)	ET (38/48)

TPMS Ready | Original fit (O.E. cap and bolts can be compatible) | Run-Flat

Adatto a valvole TPMS | La ruota in alcuni attacchi utilizza cap e viti originali | Canale adatto a pneumatici di tipo Run-Flat

DEDICATED TO BMW DRIVERS

www.elitewheels.it

EW01 - STARGAZE



EW01-STARGAZE



BLP - Black Polished



PLP - Palladium Polished



BL - Glossy Black



PL - Palladium Glossy

PCD / SIZE	5x112	5x120
8,0x17"	ET (30/43)	ET (30/43)
8,0x18"	ET (30/43)	ET (30/43)
9,0x18"	ET (40/44)	ET (37/44)
8,0x19"	ET (30/47/54)	
8,5x19"	ET (30/42)	ET (30/38)
9,5x19"	ET (38)	ET (38)

TPMS Ready | Original fit (O.E. cap and bolts can be compatible) | Run-Flat

Adatto a valvole TPMS | La ruota in alcuni attacchi utilizza cap e viti originali | Canale adatto a pneumatici di tipo Run-Flat

DEDICATED TO BMW DRIVERS

www.elitewheels.it

EW02 - WILD BEAUTY



There is no commercial relationship with Mercedes and its own trademarks that are lawfully represented here only for descriptive purposes.

Non esiste nessun rapporto commerciale con Mercedes e i relativi marchi che sono rappresentati a puro scopo descrittivo.

EW02-WILD BEAUTY



BLP - Black Polished



BLLP - Black Lip Polished



PLP - Palladium Polished



CS - Cristal Silver

PCD / SIZE	5x112
7,5x17"	ET (35/45)
8,0x18"	ET (35/45)
9,0x18"	ET (35/50)
8,0x19"	ET (35/48)
8,5x19"	ET (32/45)
9,5x19"	ET (38/48)
8,5x20"	ET (35/43)
9,5x20"	ET (35/43)

concave design

TPMS Ready | Original fit (O.E. cap and bolts can be compatible) | Run-Flat

Adatto a valvole TPMS | La ruota in alcuni attacchi utilizza cap e viti originali | Canale adatto a pneumatici di tipo Run-Flat

DEDICATED TO MERCEDES DRIVERS

www.elitewheels.it

EW19 - SIRIUS



EW19-SIRIUS



BLP - Black Polished



PLP - Palladium Polished



BL1 - Black With Lip Polished

PCD / SIZE	5x112
8,5x19"	ET (32/45)
9,5x19"	ET (38/48)
8,5x20"	ET (35/42)
9,5x20"	ET (38/50)

TPMS Ready | Original fit (O.E. cap and bolts can be compatible) | Run-Flat

Adatto a valvole TPMS | La ruota in alcuni attacchi utilizza cap e viti originali | Canale adatto a pneumatici di tipo Run-Flat

DEDICATED TO MERCEDES DRIVERS

www.elitewheels.it

EW13 - TURBINE



EW13-TURBINE



BLP - Black Polished



PLP - Palladium Polished

PCD / SIZE	5x112
8,0x18"	ET (34,5/43)
9,0x18"	ET (35/49)
8,5x19"	ET (34,5/48)
9,5x19"	ET (38/50)

TPMS Ready | Original fit (O.E. cap and bolts can be compatible) | Run-Flat

Adatto a valvole TPMS | La ruota in alcuni attacchi utilizza cap e viti originali | Canale adatto a pneumatici di tipo Run-Flat

DEDICATED TO MERCEDES DRIVERS

www.elitewheels.it

EW06 - MIRAGE



There is no commercial relationship with Range Rover and its own trademarks that are lawfully represented here only for descriptive purposes.

Non esiste nessun rapporto commerciale con Range Rover e i relativi marchi che sono rappresentati a puro scopo descrittivo.

EW06-MIRAGE



BLP - Black Polished



PLP - Palladium Polished



BL - Glossy Black

PCD / SIZE	5x108 Ø 67,1	5x120 Ø 72,6
8,5x19"	ET (38) conic	ET (45) flat
9,0x20"	ET (45) conic	ET (45) flat

TPMS Ready | Original fit (O.E. cap and bolts can be compatible) | Run-Flat

Adatto a valvole TPMS | La ruota in alcuni attacchi utilizza cap e viti originali | Canale adatto a pneumatici di tipo Run-Flat

DEDICATED TO RANGE ROVER DRIVERS

www.elitewheels.it

EW07 - VANITY



There is no commercial relationship with Jaguar and its own trademarks that are lawfully represented here only for descriptive purposes.
Non esiste nessun rapporto commerciale con Jaguar e i relativi marchi che sono rappresentati a puro scopo descrittivo.

EW07-VANITY



BLP - Black Polished



PCD / SIZE	5x108 Ø 67,1	5x120 Ø 72,6
8,5x19"	ET (38) conic	ET (45) flat
9,0x20"	ET (45) conic	ET (45) flat

TPMS Ready | Original fit (O.E. cap and bolts can be compatible) | Run-Flat

Adatto a valvole TPMS | La ruota in alcuni attacchi utilizza cap e viti originali | Canale adatto a pneumatici di tipo Run-Flat

DEDICATED TO RANGE ROVER DRIVERS

www.elitewheels.it

EW09 - CYCLONE | EJ02 - AGILE



There is no commercial relationship with VW and Audi and its own trademarks that are lawfully represented here only for descriptive purposes.
Non esiste nessun rapporto commerciale con VW e Audi e i relativi marchi che sono rappresentati a puro scopo descrittivo.

EW09-CYCLONE



BLP - Black Polished

PCD / SIZE	5x100	5x112	5x114,3
7,0x17"	ET (40)	ET (40)	ET (48,5)
7,5x18"	ET (44)	ET (51)	ET (50)
8,0x19"	ET (42)	ET (50)	ET (40)

EJ02-AGILE



BLP - Black Polished

PCD / SIZE	5x100	5x112	5x114,3
6,5x16"	ET (38)	ET (45)	ET (45)



TPMS Ready | Original fit (O.E. cap and bolts can be compatible) | Run-Flat

Adatto a valvole TPMS | La ruota in alcuni attacchi utilizza cap e viti originali | Canale adatto a pneumatici di tipo Run-Flat

DEDICATED TO VOLKSWAGEN DRIVERS

www.elitewheels.it

EJ16 - ORION



EJ16-ORION



CS - Cristal Silver



BL - Glossy Black



PL - Palladium

PCD / SIZE	5x100	5x112
7,5x17"	ET (40)	ET (40)
8,0x18"	ET (38)	ET (40)

TPMS Ready | Original fit (O.E. cap and bolts can be compatible) | Run-Flat

Adatto a valvole TPMS | La ruota in alcuni attacchi utilizza cap e viti originali | Canale adatto a pneumatici di tipo Run-Flat

DEDICATED TO VOLKSWAGEN DRIVERS

www.elitewheels.it

EW11 - RACER



EW11-RACER



BLP - Black Polished

PCD / SIZE	5x108
8,0x18"	ET (42) Ø 63,4
8,5x19"	ET (40 Ø 67,1 / 47 Ø 63,4)



PL - Palladium



CS - Crystal Silver

TPMS Ready | Original fit (O.E. cap and bolts can be compatible) | Run-Flat

Adatto a valvole TPMS | La ruota in alcuni attacchi utilizza cap e viti originali | Canale adatto a pneumatici di tipo Run-Flat

DEDICATED TO VOLVO DRIVERS

www.elitewheels.it

EW25 - CINQUE



EW25-CINQUE



BLP - Black Polished



PCD / SIZE	4x98
6,0X15"	ET (30/35)
6,5X16"	ET (30/35)

TPMS Ready | Original fit (O.E. cap and bolts can be compatible)

Adatto a valvole TPMS | La ruota in alcuni attacchi utilizza cap e viti originali

DEDICATED TO FIAT DRIVERS

www.elitewheels.it

EJ26 - ATLAS



EJ26 -ATLAS



BLP - Black Polished



PCD / SIZE	5x98	5X110	5x114,3
7,0x16"	ET (35)	ET (35)	ET (35)

TPMS Ready

Adatto a valvole TPMS

DEDICATED TO FIAT DRIVERS

www.elitewheels.it

EJ11 - VEGA



EJ11-VEGA



BLP - Black Polished



BLP - Black Polished

PCD / SIZE	4x108	5x108
6,5x16"	ET (35)	ET (38)

TPMS Ready

Adatto a valvole TPMS

DEDICATED TO FORD DRIVERS

www.elitewheels.it

EJ12 - VIGOR



There is no commercial relationship with Renault and its own trademarks that are lawfully represented here only for descriptive purposes.

Non esiste nessun rapporto commerciale con Renault e i relativi marchi che sono rappresentati a puro scopo descrittivo.

EJ12-VIGOR



BLP - Black Polished



PL - Palladium

TPMS Ready

Adatto a valvole TPMS

	PCD / SIZE	4x100	5x114,3
OK Twingo ant.	5,5x15"	ET (35/45)	
OK Twingo post.	6,0x15"	ET (35/45)	ET (39)
	6,5x16"	ET (35)	ET (40/45)
	7,5x17"	ET (38)	ET (40/45)
	7,5x18"		ET (40/45)

DEDICATED TO RENAULT DRIVERS

www.elitewheels.it

EJ26 - ATLAS



EJ26 -ATLAS



BLP - Black Polished



PCD / SIZE	5x114,3
7,0x16"	ET (35)

TPMS Ready

Adatto a valvole TPMS

DEDICATED TO DACIA DRIVERS

www.elitewheels.it

EJ02 - AGILE



There is no commercial relationship with Toyota and its own trademarks that are lawfully represented here only for descriptive purposes.
Non esiste nessun rapporto commerciale con Honda e i relativi marchi che sono rappresentati a puro scopo descrittivo.



BLP - Black Polished



PCD / SIZE	5x100	5x112	5x114,3
6,5x16"	ET (38)	ET (45)	ET (45)

TPMS Ready | Original fit (O.E. cap and bolts can be compatible) | Run-Flat

Adatto a valvole TPMS | La ruota in alcuni attacchi utilizza cap e viti originali | Canale adatto a pneumatici di tipo Run-Flat

DEDICATED TO TOYOTA DRIVERS

www.elitewheels.it

EJ13 - TORRENT



EJ13-TORRENT



BLP - Black Polished



TPMS Ready

Adatto a valvole TPMS

PCD / SIZE	4x100	5x100	5x114,3
6,5x15"	ET (35)	ET (40)	ET (40)
6,5x16"	ET (40)	ET (40)	ET (40)
7,5x17"		ET (40)	ET (40)
7,5x18"		ET (40)	ET (40)

DEDICATED TO TOYOTA DRIVERS

www.elitewheels.it

EW08 - TITANIUM



EW08-TITANIUM



BLP - Black Polished



MBR - Matt Bronze



BL - Glossy Black



PM - Palladium Matt



PCD / SIZE	5x108	5x110	5x112	5x114,3	5x120	5x130
8,5x19"	ET (40)	ET (30)	ET (36/40)		ET (40) flat	
9,0x20"	ET (45)	ET (30)	ET (26/33/45)	ET (45)	ET (45) flat - ET (42) conic	ET (52)
10,0x20"			ET (19/30/50)	ET (35)	ET (40) flat	ET (57)

TPMS Ready | Original fit (O.E. cap and bolts can be compatible) | Run-Flat

Adatto a valvole TPMS | La ruota in alcuni attacchi utilizza cap e viti originali | Canale adatto a pneumatici di tipo Run-Flat

UNIVERSAL WHEELS

www.elitewheels.it

EJ12 - VIGOR



There is no commercial relationship with Peugeot and Smart and its own trademarks that are lawfully represented here only for descriptive purposes.
Non esiste nessun rapporto commerciale con Peugeot e Smart e i relativi marchi che sono rappresentati a puro scopo descrittivo.

EJ12-VIGOR



PL - Palladium

BLP - Black Polished

	PCD / SIZE	4x98	4x100	4x108	5x98	5x100	5x108	5x110	5x112	5x114,3
OK Smart ant.	5,5x15"		ET (35/45)							
OK Smart post.	6,0x15"	ET (35)	ET (35/45)	ET (25/35)	ET (40)	ET (40)	ET (42)		ET (43)	ET (39)
	6,5x16"	ET (35)	ET (35)	ET (32/40)	ET (39)	ET (40)	ET (45)	ET (40)	ET (42)	ET (40/45)
	7,5x17"		ET (38)	ET (35)	ET (40)	ET (40)	ET (45)	ET (39)	ET (35/45)	ET (40/45)
TPMS Ready	7,5x18"				ET (40)	ET (40)	ET (45)	ET (38)	ET (34/44)	ET (40/45)

Adatto a valvole TPMS

EW22 - VIPER-X





BLP - Black Polished



PM - Matt Palladium



BLLP - Black Lip Polished

PCD / SIZE	5x100	5x108	5x110	5x112	5x114,3
7,5x17"	ET (40)	ET (45)	ET (33)	ET (35/45)	ET (40)
8,0x18"		ET (40)	ET (33)	ET (26/35/45)	ET (40)
8,0x19"		ET (40)	ET(33)	ET (26/35/45)	ET (40)
9,0x19"			ET (34)	ET (35/40/49)	
8,5x20"		ET (45)	ET (34)	ET (28/35/43)	ET (45)
9,5x20"				ET (28/35/43)	

TPMS Ready | Original fit (O.E. cap and bolts can be compatible) | Run-Flat

Adatto a valvole TPMS | La ruota in alcuni attacchi utilizza cap e viti originali | Canale adatto a pneumatici di tipo Run-Flat

UNIVERSAL WHEELS

www.elitewheels.it

EW26 - PENTAGON



There is no commercial relationship with Mercedes and its own trademarks that are lawfully represented here only for descriptive purposes.

Non esiste nessun rapporto commerciale con Mercedes e i relativi marchi che sono rappresentati a puro scopo descrittivo.

EW26-PENTAGON



BLP - Black Polished



PL - Glossy Palladium



BLLP - Black Lip Polished

PCD / SIZE	5x100	5x108	5x110	5x112	5x114,3
7,5x17"	ET (40)	ET (45)	ET (33)	ET (35/45)	ET (40)
8,0x18"		ET (40)	ET (33)	ET (26/35/45)	ET (40)
8,0x19"		ET (40)	ET(33)	ET (26/35/45)	ET (40)
9,0x19"			ET (34)	ET (35/40/49)	
8,5x20"		ET (45)	ET (34)	ET (28/35/43)	ET (45)
9,5x20"				ET (28/35/43)	

TPMS Ready | Original fit (O.E. cap and bolts can be compatible) | Run-Flat

Adatto a valvole TPMS | La ruota in alcuni attacchi utilizza cap e viti originali | Canale adatto a pneumatici di tipo Run-Flat

UNIVERSAL WHEELS

www.elitewheels.it

EW12 - JAZZY



EW12-JAZZY



BLP - Black Polished



BLP - Black Polished



PL - Palladium



CS - Crystal Silver



BL - Black

PCD / SIZE	4x98	4x100	4x108	5x98	5x100	5x105	5x108	5x110	5x112	5x114,3	5x115	5x120
5,5x14"	o	o	o	o	o	o	o	o	o	-	-	-
6,0x15"	o	o	o	o	o	o	o	o	o	o	-	-
6,5x15"	o	o	o	o	o	o	o	o	o	o	-	-
6,5x16"	o	o	o	o	o	o	o	o	o	o	o	o
7,0x16"	o	o	o	o	o	o	o	o	o	o	o	o
7,0x17"	o	o	o	o	o	o	o	o	o	o	o	o
7,5x17"	-	-	-	-	o	o	o	o	o	o	o	o
7,5x18"	o	o	o	o	o	o	o	o	o	o	o	o
7,5x19"	-	-	-	-	-	-	o	o	o	o	-	-

TPMS Ready | Original fit (O.E. cap and bolts can be compatible) | Run-Flat

Adatto a valvole TPMS | La ruota in alcuni attacchi utilizza cap e viti originali | Canale adatto a pneumatici di tipo Run-Flat

UNIVERSAL WHEELS

www.elitewheels.it

EW20 - ATHENA



EW20-ATHENA



BLP - Black Polished



BL - Black



PL - Palladium

Max Wheel Load | Massima Capacità di carico = 1250 kg

PCD / SIZE	5x108	5x112	5x114,3	5x118	5x120	5x130	5x160	6x130	6x114,3	6x139,7
6,5x16"	ET (35)	ET (48)	ET (40)	ET (50)	ET (45)	ET (50/55)	ET (50)	ET (50)		ET (45)
7,0x17"	ET (35)	ET (51)	ET (40)	ET (50)	ET (45)	ET (55)	ET (50)	ET (50)	ET (45)	ET (25/50)
8,0x18"	ET (35)	ET (51)	ET (40)	ET (50)	ET (45)	ET (33/55)	ET (50)	ET (50)	ET (45)	ET (25/50)

TPMS Ready

Adatto a valvole TPMS

COMMERCIAL | CAMPER

www.elitewheels.it

EJ22 - WAVE



BLP - Black Polish



CS - Crystal Silver



BL - Black



PL - Palladium

disponibile anche/also available PLP - Palladium Polished

TPMS Ready

Adatto a valvole TPMS

PCD / SIZE	4x98	4x100	4x108	5x98	5x100	5x105	5x108	5x110	5x112	5x114,3	5x120
6,5x15"	ET (35)	ET (40/44)	ET (20/30)		ET (38)	ET (38)	ET (40)		ET (46/49)	ET (38/40/41/42,5)	
6,5x16"		ET (40/44)	ET (20/32)		ET (38)	ET (38)	ET (40)		ET (46/49)	ET (38/40/41/42,5)	
7,0x17"		ET (44)	ET (25)		ET (38)	ET (42)	ET (42)	ET (40)	ET (45/49)	ET (35/37/40/43,5/48,5)	
7,5x18"					ET (38)		ET (42/48/50,5)		ET (25/40/48/53)	ET (35/45/49)	ET (50)
8,0x18"					ET (38)		ET (42)	ET (33)	ET (30/38/40/43)		ET (34)

UNIVERSAL WHEELS

www.elitewheels.it

EJ13 - TORRENT



BLP - Black Polished

PCD / SIZE	4x98	4x100	4X108	5x100	5X108	5X110	5x112	5x114,3
6,5x15"	ET (40)	ET (35)	ET (35)	ET (40)	ET (40)		ET (40)	ET (40)
6,5x16"	ET (35)	ET (40)	ET (32)	ET (40)	ET (40)	ET (34)	ET (44)	ET (40)
7,5x17"				ET (40)	ET (42)	ET (35)	ET (32/44)	ET (40)
7,5x18"				ET (40)	ET (40)	ET (38)	ET (40)	ET (40)

TPMS Ready

Adatto a valvole TPMS

UNIVERSAL WHEELS

www.elitewheels.it

EJ31 - DYNAMIC ARROW



BLP - Black Polished



CS - Crystal Silver



PL - Palladium



BL - GlossyBlack

PCD / SIZE	Load Cap. / Carico	4x98	4x100	4x108	5x98	5x100	5x108	5x110	5x112	5x114,3	5x120
6,0x15"	Kg 700	ET (40)	ET (36)	ET (32/38)		ET (38/45)			ET (43)	ET (35/39/46)	
6,5x16"	Kg 700	ET (40)	ET (38)	ET (32/38)		ET (40)			ET (43)	ET (32/40/45/50)	
7,0x16"	Kg 700						ET (40)		ET (40/41/46)	ET (40)	
7,0x17"	Kg 780	ET (40)	ET (40)	ET (32)		ET (40)	ET (40/45)		ET (40/41/45)	ET (35/40/45/48,5/50)	
7,5x17"	Kg 780						ET (42/50,5)		ET (27/35/36/45/46/51)	ET (40/45)	
7,5x18"	Kg 825						ET (42/45/50,5)		ET (25/40/48/53)	ET (39/40/45/49)	ET (50)
7,5x19"	Kg 825						ET (42/45/50,5)		ET (48)	ET (40/49/54,5)	
8,0x20"	Kg 825						ET (44/45,5)		ET (42)	ET (38/45)	

TPMS Ready | [Adatto a valvole TPMS](#)

Specially studied for all the electric cars | Studiato per equipaggiare la maggioranza delle vetture elettriche

EJ03 - MIGHTY



PL - Palladium



BL - Black



CS - Cristal Silver

Max Load Capacity - Massima Capacità di Carico = 1250 kg

PCD / SIZE	5x112	5x114,3	5x118	5x120	5x130	6x130
6,5x16"	ET (52)	ET (50)	ET (50)	ET (52)	ET (55)	ET (60)

TPMS Ready

Adatto a valvole TPMS

COMMERCIAL | CAMPER
www.elitewheels.it



ELITE SRL

+39 0141 231028

+39 0141 230929

mariomusso@elitewheels.it

sales1@elitewheels.it

sales2@elitewheels.it

sales3@elitewheels.it

amministrazione@elitewheels.it

www.elitewheels.it

14100 Asti - Italy

Le immagini e le descrizioni tecniche sono dati riferiti al momento della realizzazione del catalogo. Fare riferimento al servizio commerciale di Elite Wheels Italia oppure visitate www.elitewheels.it

Per richieste tecniche o di carico/resistenza delle ruote attenersi strettamente ai dati tecnici pubblicati sul nostro sito oppure ponete richiesta direttamente al nostro ufficio. Non usate le nostre ruote se non siete sicuri del carico che sopportano.

The images and technical descriptions are given in reference to the moment of the creation of the catalog. Refer to the Elite Wheels Italia commercial service or visit www.elitewheels.it

For technical requests or wheel load / resistance requests, strictly adhere to the technical data published on our website or make a request directly to our office. Do not use our wheels if you are unsure of the load they are carrying.



ELITE WHEELS

www.elitewheels.it

